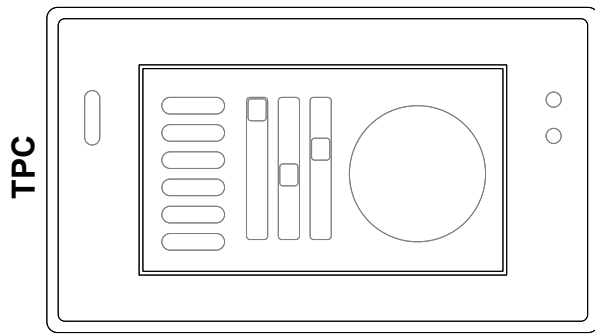


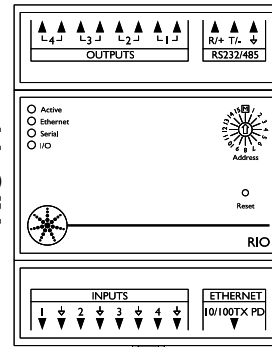
Type:	TPC
DMX	(via eDMX to DMX nodes or EXT)
eDMX	≤ 512 channels
RIO DMX	≤ 96 channels
Total	≤ 512 channels

Type:	Inputs	Outputs	Serial Port
RIO 80	8	0	Yes
RIO 44	4	4	Yes
RIO 08	0	8	Yes



or DMX out
(≤ 96 channels) or RS232
or RS485

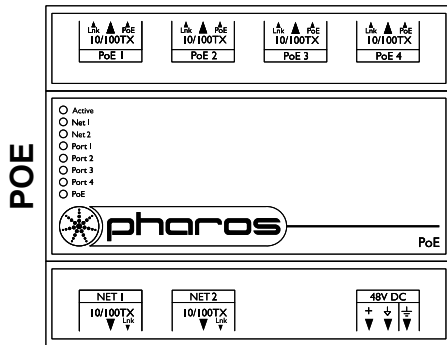
Outputs



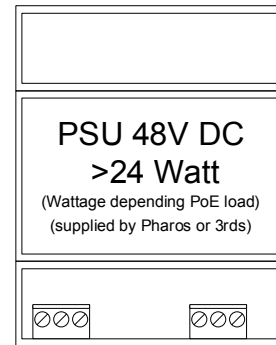
Inputs

eDMX luminaires / eDMX nodes

eDMX /
Scaling and
integration



To computer
(for commissioning only)
Optional to Pharos Cloud /
Integration / Scaling



Mains (100-240V AC)

note: Actual power
consumption dependent
on PoE port loading

- Consult the **Installation Guide** for technical details
- See **General Notes.pdf** for information on cabling types
- **More configurations** are possible to fulfil any project
- Contact your supplier or visit our website for support



pharoscontrols.com

Reference:
1203

Size:
A4

Page:

Name:
TPC - RIO 44

Date:	Rev:	Notes:
27/09/2017	V 1.0	Setup
17/09/2018	V 1.1	Minor adjustments
11/01/2019	V 1.2	Minor adjustments
27/05/2021	V 1.3	Minor adjustments